



2023 Mini Tour Hill Race Classification



Date: 6 Feb 2023

Organiser: Hamilton City Cycling Club

Number of km: 7.00

Average speed of the winner: 39.87

Place	Race No	UCI Code	Name	Team	Time	Gap
1	85		OWSLEY, Jamie (C)		10:32	10:32
2	81		ADAMS, Fletcher (C)		10:33	+00:01
3	84		CLIMO, James (C)		10:33	ST
4	66		GRANT, Rodney (C)		10:38	+00:06
5	82		OWSLEY, Tony (C)		10:45	+00:13
6	80		ADAMS, Nic (C)		10:46	+00:14
7	83		HAGGART, Paul (C)		10:51	+00:19
8	98		MITCHELL, Martin (C)		10:54	+00:22
9	92		PEAKE, Lindsay (C)		10:55	+00:23
10	86		MCKENZIE, Stuart (C)		11:03	+00:31
11	87		SPEDDING, Monique (C)		11:08	+00:36
12	91		WACKROW, Jeremy (C)		11:10	+00:38
13	102		HARRISON, Andrew (C)		11:25	+00:53
14	97		GARLAND, Murray (C)		11:27	+00:55
15	90		JOHNSON, Ione (C)		11:32	+01:00
16	89		SPEDDING, David (C)		11:39	+01:07
17	93		WEBBER, Keith (C)		11:46	+01:14
18	99		GUINEY, Anne-Marie (C)		11:47	+01:15
19	94		CLEAVER, Alan (C)		11:58	+01:26

Number of Starters: 19

Riders finishing out of time limits: 0

Riders abandoning the race: 0



Communique No: 3



2023 Mini Tour Road Race Classification



Date: 6 Feb 2023

Organiser: Hamilton City Cycling Club

Number of km: 35.00

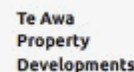

Average speed of the winner: 42.61

Place	Race No	UCI Code	Name	Team	Time	Gap
1	66		GRANT, Rodney (C)		49:17	49:17
2	84		CLIMO, James (C)		49:17	ST
3	81		ADAMS, Fletcher (C)		49:17	ST
4	80		ADAMS, Nic (C)		49:36	+00:19
5	89		SPEEDING, David (C)		49:37	+00:20
6	98		MITCHELL, Martin (C)		49:37	ST
7	97		GARLAND, Murray (C)		49:38	+00:21
8	108		MORSE, Anthony (C)		49:38	ST
9	92		PEAKE, Lindsay (C)		49:38	ST
10	91		WACKROW, Jeremy (C)		49:38	ST
11	88		MASON, Trent (C)		49:38	ST
12	83		HAGGART, Paul (C)		49:38	ST
13	82		OWSLEY, Tony (C)		49:38	ST
14	86		MCKENZIE, Stuart (C)		49:40	+00:23
15	94		CLEAVER, Alan (C)		49:50	+00:33
16	85		OWSLEY, Jamie (C)		49:50	ST
17	87		SPEEDING, Monique (C)		50:04	+00:47
18	93		WEBBER, Keith (C)		52:30	+03:13
19	102		HARRISON, Andrew (C)		52:30	ST
20	90		JOHNSON, Ione (C)		56:54	+07:37
21	99		GUINEY, Anne-Marie (C)		58:29	+09:12
22	96		PAINE, Hannah (C)		58:29	ST
	95		READ, Philip (C)		DNF	DNF
	101		KELLY, Matt (C)		DNF	DNF

Number of Starters: 24

Riders finishing out of time limits: 0

Riders abandoning the race: 2





2023 Mini Tour ITT 10k Classification



Date: 6 Feb 2023

Organiser: Hamilton City Cycling Club

Number of km: 10.00

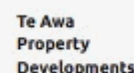
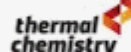
Average speed of the winner: 40.72

Place	Race No	UCI Code	Name	Team	Time	Gap
1	84		CLIMO, James (C)		14:44.38	14:44
2	81		ADAMS, Fletcher (C)		14:56.80	+00:12
3	83		HAGGART, Paul (C)		15:04.40	+00:20
4	66		GRANT, Rodney (C)		15:25.83	+00:41
5	97		GARLAND, Murray (C)		15:30.82	+00:46
6	98		MITCHELL, Martin (C)		15:33.00	+00:49
7	86		MCKENZIE, Stuart (C)		15:43.20	+00:59
8	82		OWSLEY, Tony (C)		15:46.36	+01:02
9	108		MORSE, Anthony (C)		15:51.36	+01:07
10	89		SPEEDING, David (C)		15:52.10	+01:08
11	91		WACKROW, Jeremy (C)		16:04.61	+01:20
12	80		ADAMS, Nic (C)		16:05.78	+01:21
13	92		PEAKE, Lindsay (C)		16:19.60	+01:35
14	90		JOHNSON, Ione (C)		16:26.81	+01:42
15	87		SPEEDING, Monique (C)		17:04.07	+02:20
16	99		GUINEY, Anne-Marie (C)		17:09.36	+02:25
17	93		WEBBER, Keith (C)		17:13.74	+02:29
18	94		CLEAVER, Alan (C)		17:21.14	+02:37
19	102		HARRISON, Andrew (C)		17:42.84	+02:58
20	85		OWSLEY, Jamie (C)		18:06.77	+03:22
21	96		PAINE, Hannah (C)		19:41.50	+04:57

Number of Starters: 21

Riders finishing out of time limits: 0

Riders abandoning the race: 0





2023 Mini Tour General Classification (Hill Race)



Date: 6 Feb 2023
 Organiser: Hamilton City Cycling Club
 Total Number of km: 52.00
 Average speed of the winner: 41.84

Place	Race No	UCI Code	Name	Team	Time	Gap
1	84		CLIMO, James (C)		1:14:34	1:14:34
2	81		ADAMS, Fletcher (C)		1:14:46	+00:12
3	66		GRANT, Rodney (C)		1:15:20	+00:46
4	83		HAGGART, Paul (C)		1:15:33	+00:59
5	98		MITCHELL, Martin (C)		1:16:04	+01:30
6	82		OWSLEY, Tony (C)		1:16:09	+01:35
7	86		MCKENZIE, Stuart (C)		1:16:26	+01:52
8	80		ADAMS, Nic (C)		1:16:27	+01:53
9	108		MORSE, Anthony (C)		1:16:32	+01:58
10	97		GARLAND, Murray (C)		1:16:35	+02:01
11	92		PEAKE, Lindsay (C)		1:16:52	+02:18
12	91		WACKROW, Jeremy (C)		1:16:52	ST
13	89		SPEEDING, David (C)		1:17:08	+02:34
14	87		SPEEDING, Monique (C)		1:18:16	+03:42
15	85		OWSLEY, Jamie (C)		1:18:28	+03:54
16	94		CLEAVER, Alan (C)		1:19:09	+04:35
17	93		WEBBER, Keith (C)		1:21:29	+06:55
18	102		HARRISON, Andrew (C)		1:21:37	+07:03
19	90		JOHNSON, Ione (C)		1:24:52	+10:18
20	99		GUINEY, Anne-Marie (C)		1:27:25	+12:51

